*香港交易及結算所有限公司及香港聯合交易所有限公司對本公告的內容概不負責，對其準確性或完整性亦不發表任何聲明，並明確表示，概不對因本公告全部或任何部份內容而產生或因倚賴該等內容而引致的任何損失承擔任何責任。*

**Beijing Jingneng Clean Energy Co., Limited**

**北京京能清潔能源電力股份有限公司**

*（於中華人民共和國註冊成立的股份有限公司）*

**（股份代號：00579）**

# 海外監管公告

本公告乃根據香港聯合交易所有限公司證券上市規則第13.10B條作出。

茲載列北京京能清潔能源電力股份有限公司在上海證券交易所網站刊登的《北京京能清潔能源電力股份有限公司2019年公開發行公司債券(第一期)信用評級報告》，僅供參閱。

特此公告

承董事會命
**北京京能清潔能源電力股份有限公司**
**康健**
*公司秘書*

中國 • 北京
2019年11月8日

*於本公告刊發日期，本公司的非執行董事為劉海峽先生、任啟貴先生、李娟女士及王邦宜先生；本公司的執行董事為張鳳陽先生、朱軍先生及曹滿勝先生；而本公司的獨立非執行董事為黃湘先生、張福生先生、陳彥璁先生及韓曉平先生。*

# 信用评级等

〔2

北京京能清洁能

联合信用评级

限公司主体长期信

期）进行综合分析

北京京能清洁

评级展望为“稳定”

北京京能清洁

券（第一期）信用

特此公告

地址：

份有

通

拟

确

份

份有

A

国门

电话

传真

/www

告

能清洁能源电力股份有

019 年公司债券（第一

长期信用等级为 AAA，

开发行的 2019 年公司债

信用评级有限公司

督监：

一九年 11 月 14 日

厦 12 层（100 2）

# 评级报告声明

级有限公司（

不存在任何影

查和诚信义务

则。

合评级依据合

组织或个人的

露。

，并非是某种

相关资料主要

完整性进行了

构对其提供的

告出具之日起

持续开展跟踪

变化，

分析师：

“ ” “ ”

1993 2 2006 6 1

“ ”

“ ”

2006 10 26

“ ”

“ ” 5 2009

2010

4 6

2011 12 22 “ ” 0579.HK

2012 2019 3 82.45

82.45 68.677%

1 2019 3

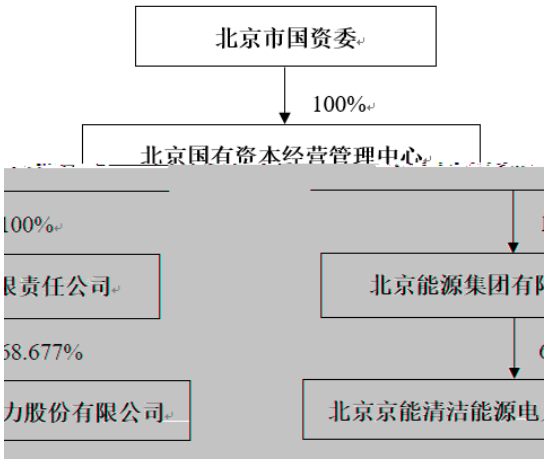


2018

58 2,764

2018 548.60 332.25

216.35 212.37 2018

165.84 20.24 19.39

52.99 27.86

2019 3 568.96 342.24

226.72 222.25 2019 1 3

53.33 10.50

10.00 14.00 10.56

2

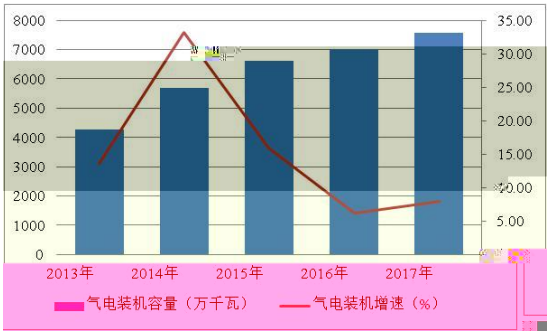


2

2004 2007

8

“ ”

2016 280

40.50% 33.70% 3.84

11 “ ” 2020

2015 5.9% 10%

2020 3,600 “ ”

2020 125.00

2018 1 12 1,610.2 7.5%

2018 2,800 2017 19.05%

2015

2014 1,589 /

2016 1,258 / 2017

2018 1,400 /

3

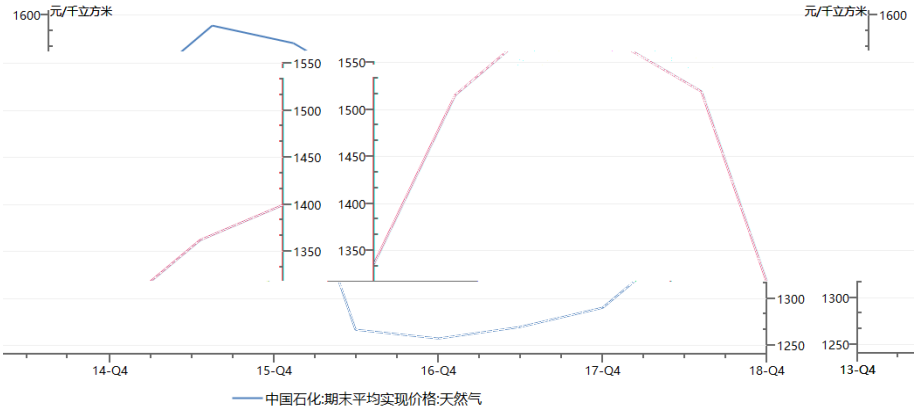


Wind

2013 6 28

1.69 1.95 2014 8 12

2013 0.4 2015 4 11

2015 2017 8

0.1

2019

3

2013 9

2013 10

8

2016 12 24 “ ”

2020 1.1 5%

2

1,900 2,000

2018 277 142

7.0% 5 “ ”

750 ±800

2,500

6

1

7

50% 60% 2018

8,667MW 8% 278.30 10%

2,438 4,702MW 54%

2,348MW 27% 1,168MW

14% 449MW 5%

2018 51.12 8.33%

2,177 82 15.21

32.6% 1,441 229

2018 “ ”

902,471,890 471,612,800 H 30

2

3

2018 11 1 4

1961 7 2018 6
1983 7 1985 8
1985 8 1991 5 1991 5
1994 3 1994 3 1998 8
1995 9 1998 7
1998 8 2000 2
2000 2 2000 4 “ ”
“ ” 2000 4 2004
3 2004
3 2004 12
2004 12 2009 5
2009 5 2014 12
2014 12 2000 4 2018 3
991
601991

2019 3 4
“ ” 600578.SH 600791.SH
601101.SH
2018 1,146.00
866.70
2015 2019 1
747,564,711 62.30%

2019 3 9.41
2018 1,047 1,073
2018 2,753.01 1,003.59
305.58 2018 666.42 43.61 2019
3 2,795.79 1,042.43 311.71
2019 1 3 188.82 24.25

1

5 2 4 11
3 1
3 3 1 2/3
1

2

10

18

1

2016 2018 2.97%
2018 165.84
14.21%
2016 2018 99%
2016 2018 4.58% 2018
88.61% 2016 2018
14.85% 2018 18.36 18.99%

2016 2018 19.05% 20.23% 23.15%
2018 3.71 27.86%

“
”

2019 1 3 53.33 2018 32.16%
2018 29.42%
23.46%

本 1 %

| | | 2016 | | | 2017 | | | 2018 | | | 2019 1 3 | | |
|---|---|---|---|---|---|---|---|---|---|---|---|---|---|
| | | | | | | | | | | | | | |
| | | 134.36 | 90.49 | 22.05 | 129.16 | 88.95 | 24.15 | 146.95 | 88.61 | 27.86 | 43.03 | 80.68 | 29.42 |
| | | 13.92 | 9.38 | -10.42 | 15.43 | 10.63 | -14.89 | 18.36 | 11.07 | -15.96 | 10.27 | 19.25 | 1.70 |

| | | | | | | | | | | | | | |
|---|---|---|---|---|---|---|---|---|---|---|---|---|---|
| | | 0.05 | 0.03 | 18.84 | 0.02 | 0.01 | 18.68 | 0.04 | 0.02 | 16.06 | 0.01 | 0.01 | 30.43 |
| | | 0.15 | 0.10 | 40.31 | 0.60 | 0.41 | 80.40 | 0.49 | 0.30 | 75.39 | 0.03 | 0.06 | 81.06 |
| | | **148.49** | **100.00** | **19.05** | **145.21** | **100.00** | **20.23** | **165.84** | **100.00** | **23.15** | **53.33** | **100.00** | **23.46** |

部

2

1

“ ”

“ ”

“ ” “ ”

“ ” “

” “ ”

“ ”

2007 1 16 2018 340,000

20.00% 80.00%

2018 6,783,259.17 4,095,086.84 2,688,172.33

2018 1,267,436.48 80,639.92 2018

42.53%

本 2 2018

| | (MW) | | ) | / |
|---|---|---|---|---|
| | 410 | 4,005 | | |

2011 12 0.528 / 0.573 /
2014 1 2014
118 0.65 / 2018
0.495 / 0.65 /
2017 10.50 12.05
2018 6.74 7.30 2019 1 3
3.83

本 3 2018 %

| | | |
|---|---|---|
| | 0.29 | 4.44 |
| | 1.60 | 24.50 |
| | 1.14 | 17.46 |
| | 0.58 | 9.04 |
| | 1.08 | 16.54 |
| | 1.09 | 16.69 |
| | 0.74 | 11.33 |
| | **6.52** | **100.00** |

80%
2017
36.44 7.72% 2018 40.45
11.00%
“ ”
2017 9 1 0.1 /
2.41 /
2017 11 15 2018 3 15 0.16 /
2.57 / 2017 2016
2.50 / 2018 7 10 0.02 / 2.39 /
2018 11 15 2019 3 15 0.23 /
2.62 / 2018 2017
2.47 / 2019 1 3 2.55 /
13.62

本 4 /

| | 2016 | 2017 | 2018 | 2019 1 3 |
|---|---|---|---|---|
| | 39.52 | 36.44 | 40.45 | 13.62 |
| | 2.51 | 2.50 | 2.47 | 2.55 |

11 15

3 15

2017

2,086.47 11.77% 2016 1.66% 82.88 /

2018 2,437.83 16.84% 2018 1 1 2018

3 15 89 / 2018 11 15 2018 12 31 91 / 2019 1 3

1,288.95 91 /

2

2005

2007

本 5 2018

| | (MW) | | ( ) |
|---|---|---|---|
| | 130.50 | 1,977 | 25,493 |
| | 148.5 | 2,217 | 32,536 |
| | 98.25 | 1,910 | 18,380 |
| | 99.50 | 2,566 | 25,315 |
| | 99.00 | 2,396 | 23,416 |
| | 300.00 | 2,124 | 63,214 |
| | 99.00 | 2,212 | 21,560 |
| | 79.50 | 2,585 | 20,225 |
| | 149.00 | 1,853 | 26,974 |
| | 99.00 | 1,856 | 18,002 |
| | 49.50 | 2,255 | 10,928 |
| | 49.50 | 2,475 | 12,017 |
| | 99.00 | 2,184 | 21,337 |
| | 49.50 | 2,838 | 13,759 |
| | 198.50 | 1,703 | 33,304 |
| | 100.00 | 2,377 | 23,448 |

| | | | |
|---|---|---|---|
| | 49.50 | 2,631 | 12,773 |
| | 99.00 | 1,991 | 19,465 |
| | 186.00 | 1,849 | 33,997 |
| GR | 165.50 | 2,933 | 48,150 |
| | **2,348.25** | **--** | **504,293** |

2017 500MW 2 85.5MW
2018
2018 2,348.25MW 2018 50.43
2,177 82 2019 1 3
12.15 13.53% 2018

3
2018 370MW 1,168MW
2018 15.00 33.33%
1,441 229

本 6 2018

| | (MW) | | ( ) |
|---|---|---|---|
| | 10.00 | 1,532 | 1,471 |
| | 100.00 | 1,412 | 13,883 |
| | 30.00 | 1,365 | 4,043 |
| | 80.00 | 1,783 | 14,163 |
| | 30.00 | 1,538 | 4,524 |
| | 20.00 | 1,927 | 3,742 |
| | 20.00 | 1,926 | 3,693 |
| | 110.00 | 1,524 | 16,665 |
| | 30.00 | 1,286 | 3,809 |
| | 60.00 | 1,318 | 7,802 |
| | 10.00 | 1,751 | 1,695 |
| | 30.00 | 1,406 | 4,086 |
| | 10.00 | 1,785 | 1,723 |
| | 10.00 | 1,452 | 1,436 |
| | 100.00 | 1,668 | 16,110 |
| | 54.00 | 1,287 | 7,681 |
| | 10.00 | 1,691 | 1,694 |

| | | | |
|---|---|---|---|
| | 31.08 | 1,556 | 4,804 |
| | 44 | 1,265 | 5,541 |
| | 13.00 | 1,609 | 2,086 |
| | 95 | 853 | 8,090 |
| | 200 | 767 | 15,163 |
| | 60 | 829 | 4,945 |
| | 11 | 1,026 | 1,105 |
| | **1,168.08** | -- | **149,954** |

4

2017 2018

449.29MW

5

2018 88.64%

76.39%

本 7 2018

| | | | % |
|---|---|---|---|
| | | 1,096,710.00 | 66.13 |
| | | 170,148.21 | 10.26 |
| | | 106,473.52 | 6.42 |
| | | 59,386.40 | 3.58 |
| | | 37,288.66 | 2.25 |
| | -- | **1,470,006.79** | **88.64** |

2017

2018 2018

2018

5

2019 3

80.03 52.99

本 8 2019 3 MW

| | | | | | 2019 3 | |
|---|---|---|---|---|---|---|
| | 50 | 3.92 | 0.78 | 3.14 | 1.78 | 2.14 |
| | 150 | 8.46 | 1.69 | 6.77 | 0.11 | 8.35 |
| | 200 | 10.45 | 2.09 | 8.36 | 0.27 | 10.18 |
| 50MW | 50 | 2.84 | 0.57 | 2.27 | 0.10 | 2.74 |
| 300MW | 300 | 18.07 | 3.61 | 14.46 | 0.01 | 18.06 |
| 50MW | 50 | 4.43 | 0.89 | 3.54 | 0.04 | 4.39 |
| | **800** | **48.17** | **9.63** | **38.54** | **2.31** | **45.86** |
| 50MWp | 50 | 3.74 | 0.75 | 2.99 | 3.74 | 0.00 |
| | 20 | 1.47 | 0.29 | 1.18 | 1.47 | 0.00 |
| | 30 | 2.50 | 0.50 | 2.00 | 2.46 | 0.04 |
| 2*20MWp | 40 | 3.00 | 0.60 | 2.40 | 2.49 | 0.51 |
| | 100 | 6.34 | 1.27 | 5.07 | 3.09 | 3.25 |
| | 100 | 5.99 | 1.20 | 4.79 | 5.19 | 0.80 |
| | 110 | 7.04 | 1.41 | 5.63 | 5.83 | 1.21 |
| | 30 | 1.78 | 0.36 | 1.42 | 0.46 | 1.32 |
| | **480** | **31.86** | **6.37** | **25.49** | **24.73** | **7.13** |
| | **1,280** | **80.03** | **16.01** | **64.02** | **27.04** | **52.99** |

3

2016 2018 4.23 3.65 3.40

91.58 89.55 103.56

0.31 0.29

0.31

4

1

2018 68,449

8.49% 18.97 6.57%

2

2009

3

4

2016 2018 2019 1 3

129,542.11 121,920.93 130,226.87 31,136.04

8.72% 8.40% 7.85% 5.84%

2016 2018 2019 1 3

1,195,856.80 1,121,394.12 1,276,395.60 448,228.29

80.54% 77.23% 76.96% 84.05%

5

2017 6 1 H

2.24 902,471,890

902,471,890 2.56 2.44

471,612,800 471,612,800 H 2018 7 12

H 6,870,423,454 8,244,508,144

68.68%

6

2016

“ ” 2017

“ ” “ ”

“ ” 3

2015

20% 2020 25%

1

2016 2018 2016

2017 2018

2019
2016 2017 2017 2018
2018 2018

2017 50 10
2018 58
8 2019 3
62
2018 548.60 332.25
216.35 212.37 2018
165.84 20.24 19.39
52.99 27.86
2019 3 568.96 342.24
226.72 222.25 2019 1 3
53.33 10.50
10.00 14.00 10.56

2
2016 2018 7.04% 2018
548.60 7.46% 23.16% 76.84%

2016 2018 33.82% 2018
127.07 33.48%
43.83% 43.39%

4 2018

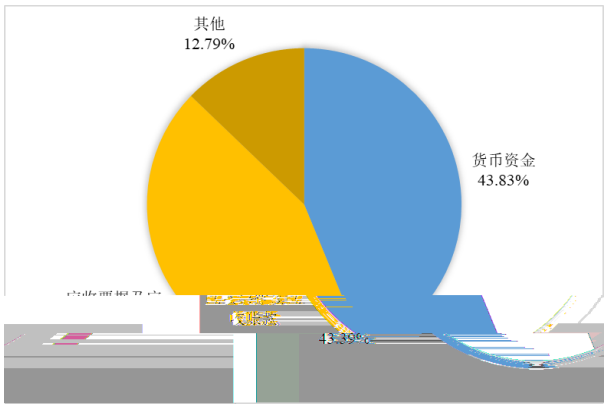


2016 2018 72.60% 2018
55.69 64.18%
55.12 0.57 0.57

1.02%
2016 2018 21.45%
2018 99.61% 0.39%
2018 0.21
2018
54.92 28.93%

76.74%
2018 0.05

34.47% 2017 6.80 4.32
2018 4.49 33.95%

2016 2018 1.67% 2018
421.53 1.49%
80.85% 6.90% 5.15%
2016 2018
2.05% 2018 21.71 5.92%
2018
1.53 7.05% 20.18 92.95%
1.53
19.54 0.24
0.40
2016 2018 2.96% 2018
340.79 ₹

3

2016 2018 4.69% 2018
332.25 4.06% 51.07%
48.93%
2016 2018 8.27% 2018
169.67 14.37%
31.39% 19.16%
8.67% 35.41%

5 2018

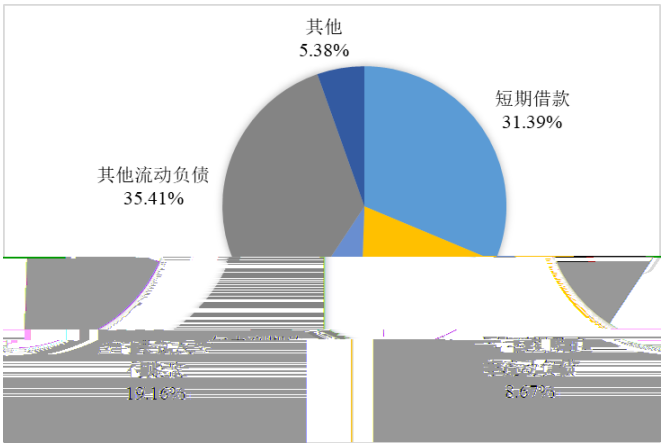


2016 2018 46.28% 2017
78.84 53.95
2018
53.26 32.45%
2016 2018 4.18% 2018
32.51 9.58%
32.23 9.96%
2016 2018 55.73% 2018
14.70 34.84%
2016 2018 0.02% 2018
2018
60.08
2016 2018 26.55% 2018
162.58 34.22%
71.60% 21.47%
2016 2018 13.95% 2018
116.40 28.49%

2016 2018 0 20.00
34.90 2018 2018 4 “18
MTN001”
2016 2018 4.38% 2018
2.74%

2016 2018 8.25% 6.69% 6.50%
7.53% 7.13% 7.13% 12.96% 10.74% 9.93%

2019 1 3 53.33
22.37% 2019 1 3
4.25 13.45

5
2016 2018 2.76%
2018 190.83
179.77 9.60% 9.87 26.41%
2016 2018
2.01% 2018 137.83
105.41 2016 2018 48.26
49.20 52.99 4.79% 2016 2018
113.63% 112.96% 108.39%

2016 2018 5.21
3.57 4.77 4.34% 2016 2018
39.56 39.36 39.23

57.79 60.41 5.04% 2018 EBITDA 60.41
4.53% EBITDA 43.99% 18.52%
36.84% 0.65% 2016 2018 EBITDA 0.21 0.21
0.21 EBITDA 5.55 5.24 4.95

2018
521.38 87.69 433.69

2019 3
G1011022900798330L 2019
7 22 2

1 大 大
2019 3 290.94 20
6.87%
2019 3 20
61.50%
57.83% 44.27% 1.35 1.63 2.88

2
2018 2018 EBITDA 60.41
20 3.02 EBITDA 2018
190.83 20 9.54
2018 52.99
20 2.65

2018 7

1

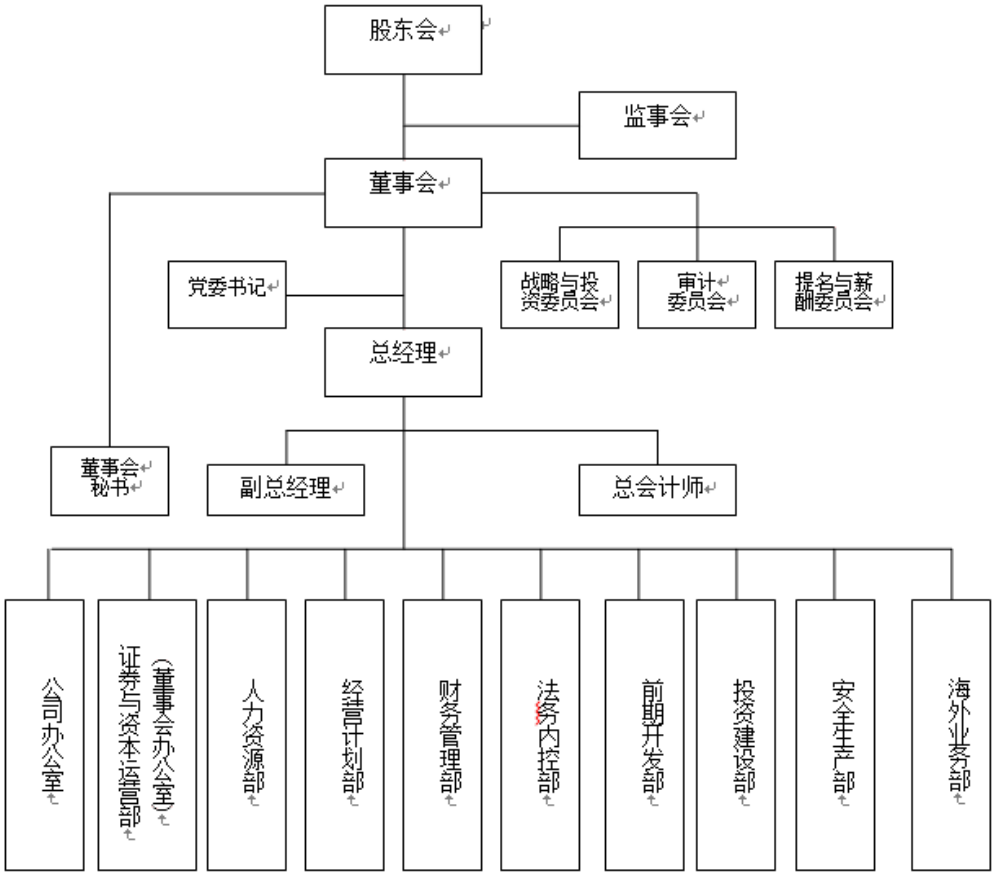
股东会
监事会
董事会
党委书记
战略与投资委员会
审计委员会
提名与薪酬委员会
总经理
董事会秘书
副总经理
总会计师
公司办公室
证券与资本运营部（董事会办公室）
人力资源部
经营计划部
财务管理部
法务内控部
前期开发部
投资建设部
安全生产部
海外业务部

2

| | 2016 | 2017 | 2018 | 2019 3 |
|---|---|---|---|---|
| | 478.76 | 510.52 | 548.60 | 568.96 |
| | 175.60 | 191.25 | 216.35 | 226.72 |
| | 164.24 | 161.76 | 128.24 | 130.84 |
| | 95.76 | 113.98 | 155.06 | 160.10 |
| | 260.01 | 275.74 | 283.29 | 290.94 |
| | 148.49 | 145.21 | 165.84 | 53.33 |
| | 21.87 | 19.70 | 20.24 | 10.50 |
| EBITDA | 54.75 | 57.79 | 60.41 | -- |
| | 48.26 | 49.20 | 52.99 | 14.00 |
| | 4.23 | 3.65 | 3.40 | -- |

3

| | |
|---|---|
| | |
| | |
| | 1 2 = - / ×100%<br>2 n =[( / n )^ 1/(n-1) -1]×100% |
| | |
| | /[( + )/2] |
| | /[( + )/2] |
| | /[( + )/2] |
| | |
| | + /[ +<br>+ + /2]×100% |
| | + /[ +<br>/2]×100% |
| | /[ + /2]×100% |
| | - / ×100% |
| | - - / ×100% |
| | + + / ×100% |
| | |
| | / ×100% |
| | / + + ×100% |
| | / + ×100% |
| | / ×100% |
| | |
| EBITDA | EBITDA/ + |
| EBITDA | EBITDA/ |
| | / |
| | / |
| | |
| | / |
| | / ×100% |
| | / + |
| | / + |
| | |
| EBITDA | EBITDA/ |
| | / |
| | / |

= + +

= +

= + + +

= +

EBITDA= + + +

= +

# 4

9 AAA AA A BBB BB B CCC CC C AAA CCC “ + ” “ - ”

AAA

AA

A

BBB

BB

B

CCC

CC

C