



Beijing Jingneng Clean Energy Co., Limited
北京京

14A.60

2022 6 20	84.68%
68.68%	
14A	
14A.60	14A
	14A

2022 5 30 2022 5 10 2022 5 30 2022 6 20

84.68%

20%

2022 6 20

84.68%

68.68%

14A

3.	2016 4 25	300	2016 4 27	437.02	300	10,000
			2026 4 26		(i) 40	
			10		(ii) 24.5	10,000
					12	
					2021 7 25	10,000
					24.5	
		345.89				
		300.52				
4.	2016 4 25	100	2016 4 27	142.60	100	10,000
			2026 4 26		(i) 40	
			10		(ii) 24.5	10,000
					12	
					2021 8 27	10,000
					24.5	
		152.98				
		113.34				

5. 2018 2 11

11

2018 2 12
2027 2 11
9

3.2

14.22

(i)

11

36

3.88%

(ii)

3.88%

10,000

10,000

2017 6 23

11.86

2018 2 1

11.86

21% 19%

2017 6 13

6. 2019 1 28

22 8.76773
2019 1 31
2028 1 30
9

29.94

(i) 36
(ii) 36
3.88%
3.88%
22
10,000

10,000

2017 6 23

26.89
2018 11 30

21% 19%
2017 6 13

26.58

2018 2 11

7. 2019 9 12

47
2019 9 12
2022 9 11
3
A

56.26

(i) 12
(ii) 12
(iii) 47
2
12
8.2%
8.2%
10,000

10,000

2019 7 31

2022 6 13

35

82.16

8. 2020 8 17

2020 9 18
2029 9 61#i

100

198

125.74
2020 5 31

104.64

16. 2021 7 20

2021 7 27
2024 7 26
3

200

226.91

(i)

(ii)

12

200

85

12

12

262.05

2021 6 28

244.98

18. 2021 10 20	2021 10 25	2023 10	(i)	(ii)	38.00	10,000
35	24	2	8	8	35	10,000
	1			12	90	10,000
						10,000

71.65
2021 6 30

51.14

3.	2017 6 13	17.68592	2017 8 30	127.88	(i)	10,000	8%	6%	5%
			2026 8 29	89.08	(ii)	36			
			9	0.98	(iii)	36	10%		

2017 6 23 21% 19%

4.	2017 6 13	1.83384	2017 8 30	10.68	(i)	10,000	8%	6%	5%
			2026 8 29	7.68	(ii)	36			
			9	0.1	(iii)	36	10%		

2017 7 28 21% 19%

5. 2017 12 21

3.5

2018 1 26

13.65

10. 2020 6 4	7,45030	2020 6 17	59.37	(i)	10,000
	44.32	2029 6 16	44.32	36	
	44.32	9	0.06	(iii)	
			6.5%	6.5%	
		36	(iv)	0.44	
					6.5%
11. 2020 6 4	4,28120	2020 6 17	32.69	(i)	10,000
	23.70	2029 6 16	23.70	36	
	23.70	9	0.03	(iii)	
			6.5%	6.5%	
		36	(iv)	0.24	
					6.5%

12. 2021 9 22	4.13316	2021 12 10	17.00	(i)	36	10,000
	13.01	2030 12 9	13.01	(ii)		
		9	0.34	(iii)		
		2022			36	12
		3 14				
		2022 5 10	42			
		2031 5 9				
					2017 7 11	
						21% 19%
						2017 5 25

13. 2021 11 22	1150404	2022 9 20	480.81	(i)	12	
		2025 9 19	428.11	(ii)		1
		3	9.98	(iii)		
	428.11				12	12
					(iv)	2.40
			95.25			

2021 11 22

14. 2021 11 22	1150404	2023 6 20							
		2026 6 19	735.94	(i)	12				
	653.66	3	635.66	(ii)					1
			17.08	(iii)					
			95.25	(iv)	12				
					3.66				

2021 11 22

15. 2021 11 18	9,98028	2022 2 15							
		2031 2 14	33.30	(i)	36				
	25.66	9	25.66	(ii)					10,000
			0.23	(iii)					
			9.6		36				
					12				

16.	2021 12 20	17.73023	2021 12 24						
			2026 12	61.00	61.00	20	(i)		
		61.00	23	0.04	0.04		(ii)	10,000	
			5				(iii)		
				18	18	20	(iv)		
						20		12	
						1.65			
	2021 12 20								
	2021 12 22								100%
	2021 12 20								
17.	2021 9 16		2023 7 20		156.50	32	(i)		
			2031 7 19	118.00	118.00		(ii)	10,000	
			8				(iii)		
				9	6.09	32	(iv)		
						0.45		12	

18. 2021 9 16	2023 7 20	933.97	(i)	32	10,000
	2031 7 19	676.00	(ii)		
	8	34.10	(iii)		
				32	12
				(iv)	3.00
19. 2021 9 14	2022 8 20	163.94	(i)	32	10,000
	2030 8 19	126.07	(ii)		
	8	2.00	(iii)		
				32	12
				(iv)	0.45
20. 2021 9 15	2023 7 20	225.90	(i)	32	10,000
	2031 7 19	166.90	(ii)		
	8	8.29	(iii)		
				32	12
				(iv)	0.65

21. 2022 5 11	7.606	2022 6 7	34.26	(i)
	28.60	2027 6 6	28.60	(ii)
		5	0.03	(iii)
			13	
			20	
			20	
			12	
			10,000	

2022 5 11

2022 5 11

95%

2022 5 11

1. 2021 10 22

2021 10 22
2024 6 30 11
3.85%

11

333.44
300.00

2. 2021 12 24

2018 11 2021 5 2021 12 24
2024 12 12
23 3

89.30
89.30
66.5
12
12

3.	2021 12 24	2018 11	2021 5	2021 12 24	2024 12	2024 12 24
		48.27	23	3	12	
		48.26			66.5	12
						12

2022 6 16

2022 6 16

(i)

(ii)

15.78

2020 5 15

2022 12 31

2020 5 15

(i)

(ii)

(1)

(2)

		2022 12 31				500
			(iii)	(i)	(ii)	
2020 8 5						
		2022 3 9				2022 12
31						3,000
	2022 12 31					

2021 12 28

2022 4 24

2021 12 28

(i)

(ii)

2022 1 1 2022 12 31

2022 12 31

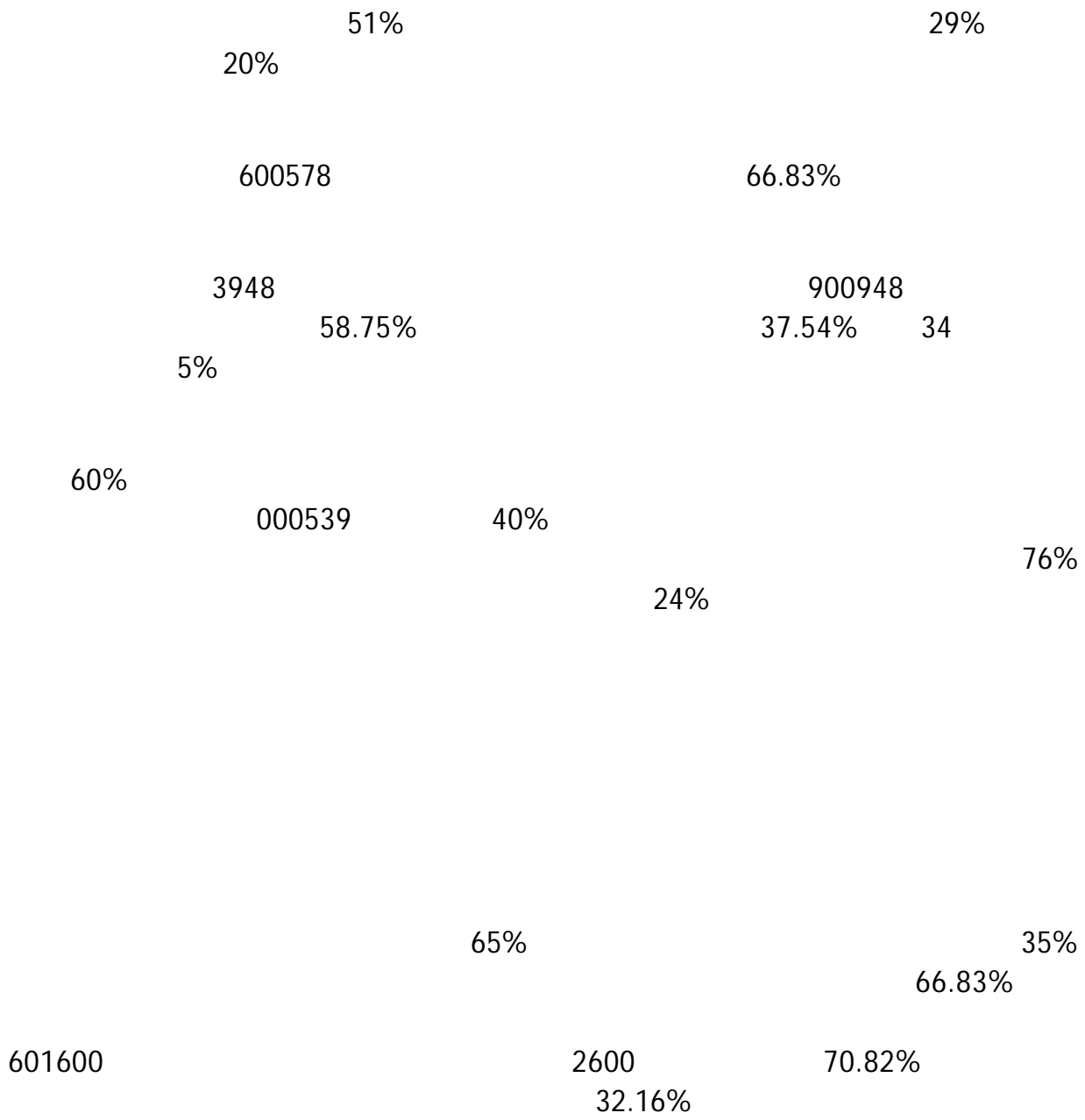
2022 4 24

6 30 12 31

84.68%

15.32%

68.68%



17.96%

5.66%
5.56%

68.75%
31.25%
51%
49%
66.83%

51%

49%
66.83%

90%

10%

48%

KEP US

015760
10%

34%

18%

21% 60% 19%
20% 95% 5% 80%

9.98%

41.30%

17.40%

1.24%

41.30%

30%

30%

66%

34%

66.83%

58.80%

36.97%

4.23%

61%

601169

39%

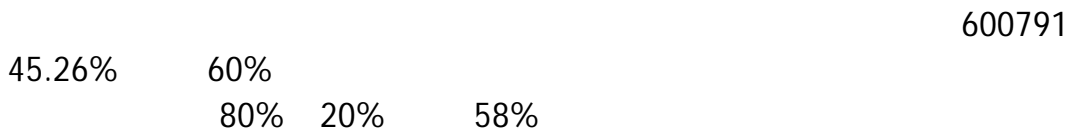
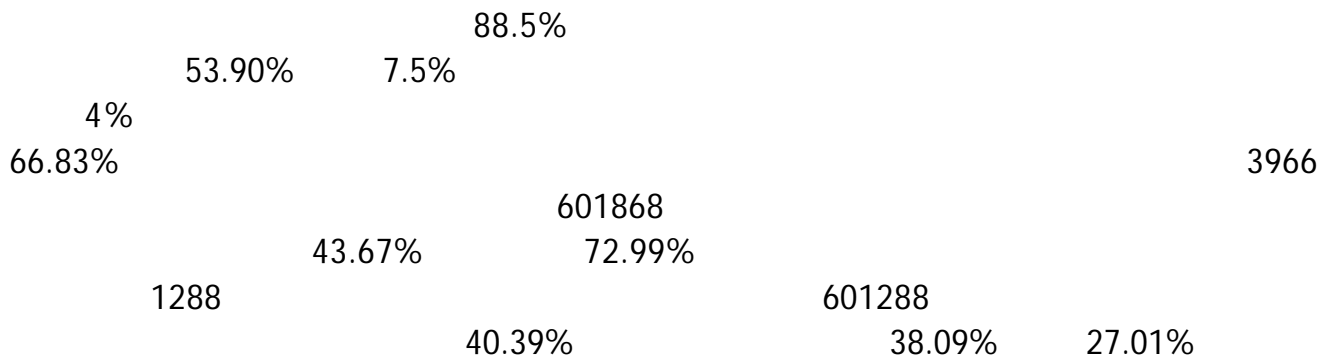
ING BANK N.V.

13.03%

65%

35%

6166



94.52% 42% 25%
2.74% 2.74% 90% 10% 15%

30%

66.83%

21%

60%

19%

80%

20%

95% 5%

21%

60%

19%

20%

95% 5%

80%

63.31%

60%

601101

76.05%

23.95%

40%

99.43%

0.57%

51%

49%

94.68%

95%
40% 30% 30%

5%

686

32%

(i)

(ii)

(iii)

14A

14A

68.68%

14A.60

14A

14A

686

00579

H

84.68%

15.32%

%

2022 6 20

